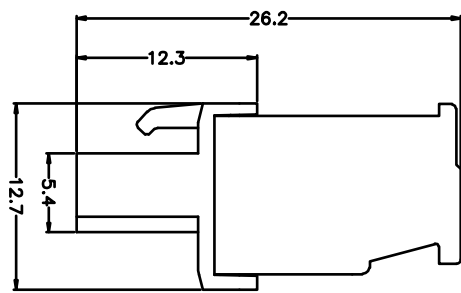
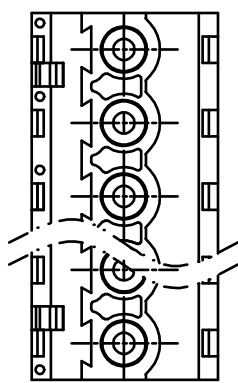
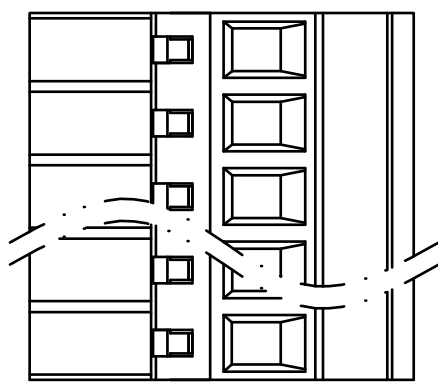
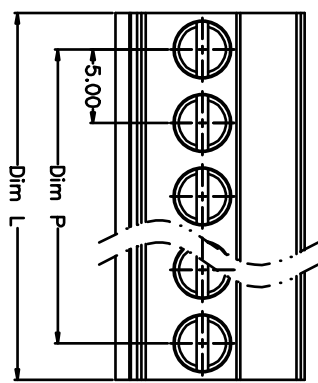
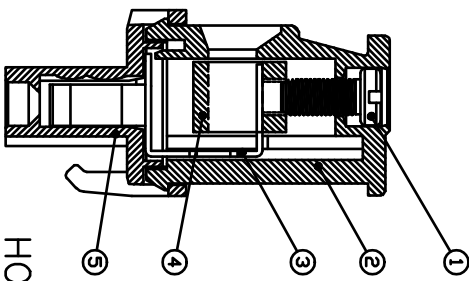


REV.	DESCRIPTION	DATE	DRAWN	APPROVED
A1	DWG.REL	2016/10/7	FANG	YANG



N=Number of Poles  
Dim P=(N-1)x5.00  
Dim L=Nx5.00

Poles	Dim P	Dim L
2-6P	±0.10	±0.15
7-12P	±0.20	±0.20
13-18P	±0.25	±0.30
19-24P	±0.30	±0.40



- Material
  - ①Screws : M2.5 steel, Zinc plated,“-” slot type
  - ②Housing : PA66, UL94V-0
  - ③Contact : Phosphor bronze, Ni plated
  - ④Clamp : Brass, Ni plated
  - ⑤Cover : PA66, UL94V-0

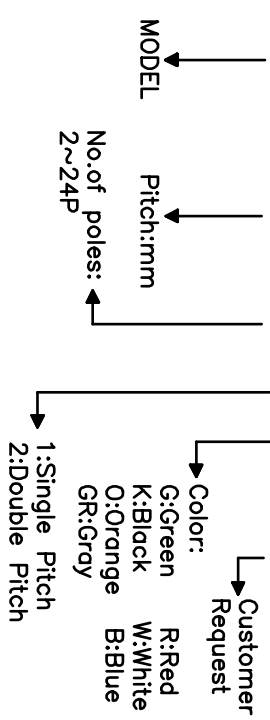
- Electrical
 

UL	IEC
Rated voltage : 300V	320V
Rated current : 15A	10A
Insulation resistance: 500MΩ/DC500V	
Withstanding Voltage : AC2000V/1min	
Wire range: 28-12AWG	2.5mm <sup>2</sup>

- Mechanical
  - Operating temperature: -40°C~+105°C
  - Soldering temperature: 250°C±5/5sec
  - Torque: 0.4N.m (3.54lb.in)
  - Strip length: 7-8mm

### HOW TO ORDER

KF2EDGKB-5.0-XXP-1 X-XXXXX



GENERAL TOLERANCE	ANGLE TOLERANCE
X: ±0.5	X: ±5'
.X: ±0.3	.X: ±3'
.XX: ±0.1	.XX: ±1'

DRAWING TYPE	CUSTOMER	SHEET	1 OF 1
SCALE	1:1	SHEET	1 OF 1
DRAWING NO.	XP0012016-xxxx		

PROJECTION	TITLE
UNITS: mm	KF2EDGKB-5.0-XXP
SHEET SIZE: A4	SERIES: KF2EDGKB

**凯峰电子有限公司**  
KAIFENG ELECTRONIC CO.,LTD  
CIXI KAIFENG ELECTRONIC CO.,LTD