

Ø 175x69 mm

San Ace C175 9T type

General Specifications

- Material Motor case: Aluminum (Black coating), Impeller: Plastic (Flammability: UL 94V-0)
- Expected life See the table below. (L10 life: 90% survival rate for continuous operation in free air at 60°C, rated voltage)
- Motor protection function Locked rotor burnout protection, Reverse polarity protection
For details, please refer to p. 529.
- Dielectric strength 50/60 Hz, 500 VAC, for 1 minute (between lead wire conductors and motor case)
- Insulation resistance 10 MΩ or more with a 500 VDC megger (between lead wire conductors and motor case)
- Sound pressure level (SPL) At 1 m away from the air inlet
- Storage temperature -30 to +70°C (Non-condensing)
- Lead wire ⊕Red ⊖Black (Sensor) Yellow (Control) Brown
- Mass 750 g

Specifications

When the optional inlet nozzle (109-1073) is mounted.

The models listed below **have pulse sensors with PWM control function.**

Model no.	Rated voltage [V]	Operating voltage range [V]	PWM duty cycle* [%]	Rated current [A]	Rated input [W]	Rated speed [min ⁻¹]	Max. airflow [m ³ /min] [CFM]	Max. static pressure [Pa] [inchH ₂ O]	SPL [dB (A)]	Operating temperature [°C]	Expected life [h]
9TG24P0G01	24	20.4 to 27.6	100	3.9	93.6	4700	14.0 494.7	885 3.55	73	-20 to +60	40000/60°C
9TG24P0S01				2.35	56.4	3900	11.6 409.8	609 2.45	69		
9TG48P0G01	48	36 to 55.2		1.95	93.6	4700	14.0 494.7	885 3.55	73	-20 to +70	

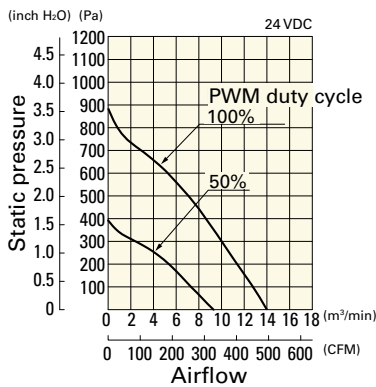
* PWM frequency: 25 kHz. Fan does not rotate when PWM duty cycle is 0%.
Max input is 130 W at rated voltage.

Other sensor specifications are available as options. Refer to the index (p. 558).

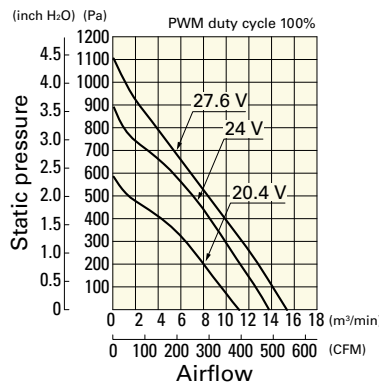
Airflow - Static Pressure Characteristics / PWM Duty - Speed Characteristics Example

9TG24P0G01 With pulse sensor with PWM control function

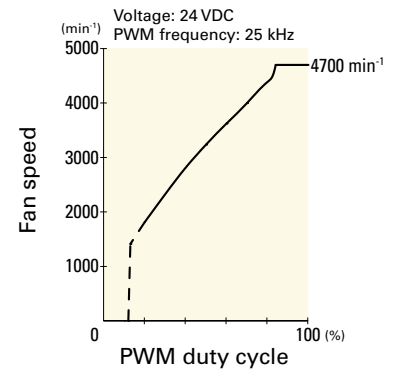
PWM duty cycle



Operating voltage range

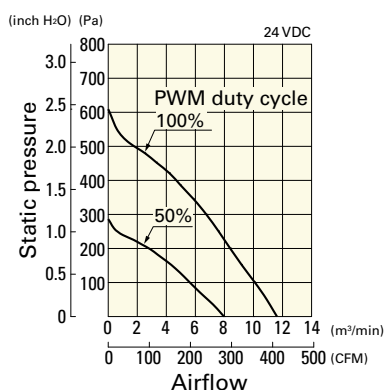


PWM duty - Speed characteristics example

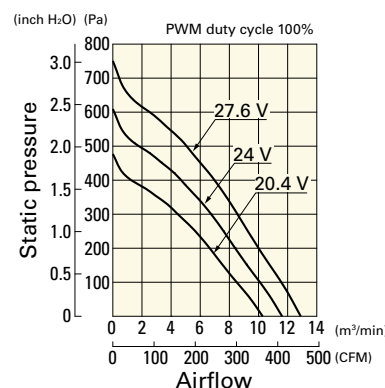


9TG24P0S01 With pulse sensor with PWM control function

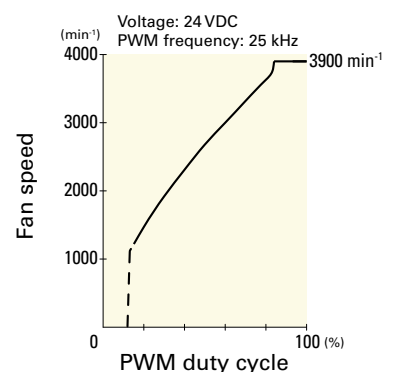
PWM duty cycle



Operating voltage range



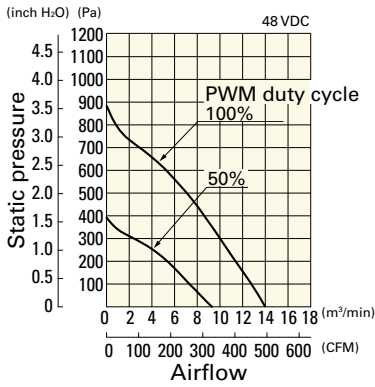
PWM duty - Speed characteristics example



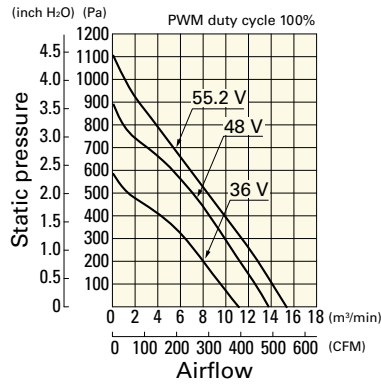
Airflow - Static Pressure Characteristics / PWM Duty - Speed Characteristics Example

9TG48P0G01 With pulse sensor with PWM control function

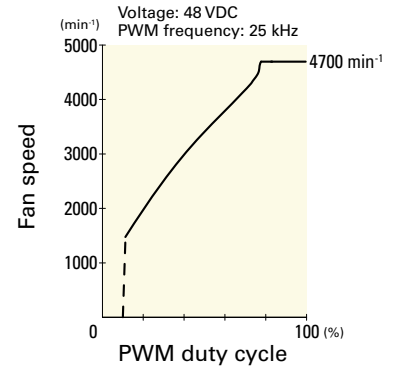
PWM duty cycle



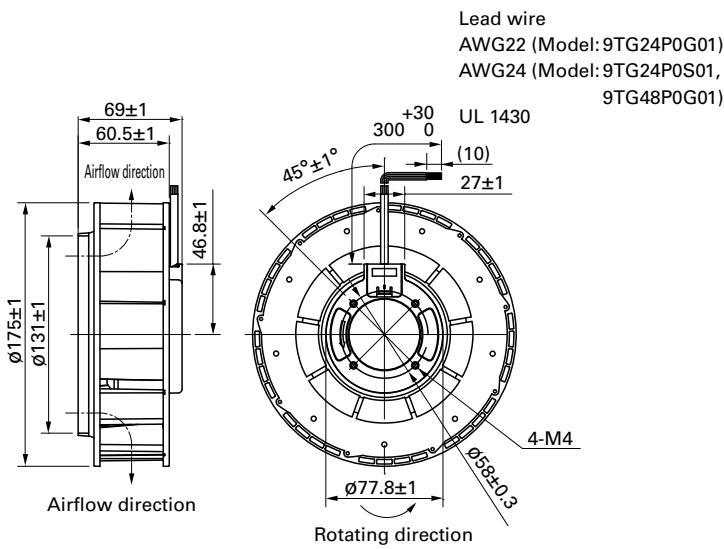
Operating voltage range



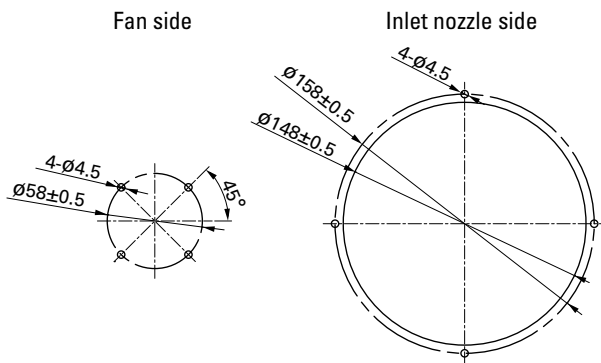
PWM duty - Speed characteristics example



Dimensions (unit: mm)

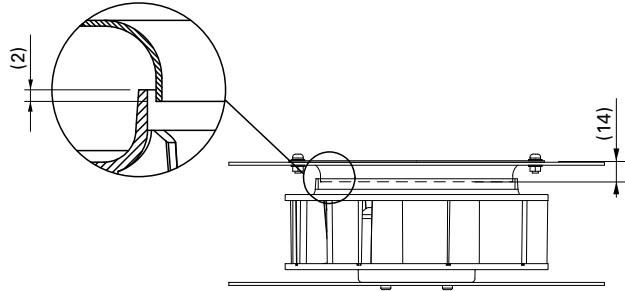
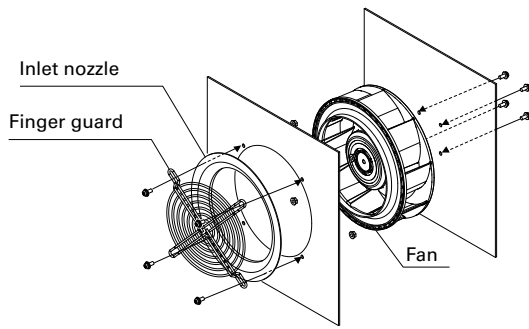


Reference Dimensions of Mounting Holes and Vent Opening (unit: mm)



DC
Centrifugal Fan Ø175 mm

Reference Diagram for Mounting



Bolt length: 4 to 6 mm.
To prevent bolts from loosening, use plain washers and spring washers.

Options

Finger guards

page: p. 514

Model no.: 109-722

Inlet nozzle

page: p. 518

Model no.: 109-1073, 109-1073H