

Surface Mount Fuse, 7.4 x 3.1 mm, Time-Lag T, 125 VAC, 125 VDC



Exemplary part photo depending on part no.

UL 248-14 · 125 VAC · 125 VDC · Time-Lag T



### Description

- Directly solderable on printed circuit boards

### Standards

- UL 248-14  
- CSA C22.2 no. 248.14

### Approvals

- UL File Number: E41599

### References

[Packaging Details](#)

Corresponding Fuseholder [OMH 125](#)

Assembled Fuseholder [OMZ 125](#)

### Weblinks

[pdf-datasheet](#), [html-datasheet](#), [General Product Information](#), [Approvals](#), [CE declaration of conformity](#), [RoHS](#), [CHINA-RoHS](#), [REACH](#), [Distributor-Stock-Check](#), [Detailed request for product](#)

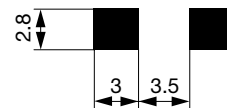
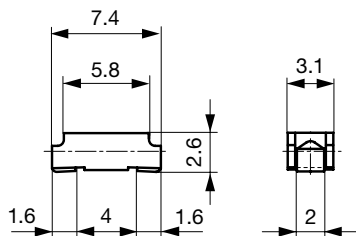
### Technical Data

Rated Voltage	125 VAC, 125 VDC
Rated current	0.25 - 6.3 A
Breaking Capacity	100 A
Characteristic	Time-Lag T
Mounting	PCB, SMT
Admissible Ambient Air Temp.	-40 °C to +85 °C
Climatic Category	40/085/21 acc. to IEC 60068-1
Material: Housing	Thermoplastic, UL 94V-0
Material: Terminals	Tin-Plated Copper Alloy
Unit Weight	0.01 g
Storage Conditions	0 °C to 40 °C, max. 70% r.h.
Product Marking	☐, Type, Rated current, Approvals

Soldering Methods	Reflow, Wave <a href="#">Soldering Profile</a>
Solderability	245 °C / 3 sec acc. to IEC 60068-2-58, Test Td
Resistance to Soldering Heat	260 +0/-5 °C / 40 sec acc. to IPC/JEDEC J-STD-020D, Level 1
Moisture Resistance Test	MIL-STD-202, Method 106E (50 cycles in a temp./mister chamber)
Terminal Strength	MIL-STD-202, Method 211A (Deflection of board 1 mm for 1 minute)
Case Resistance	acc. to EIA/IS-722, Test 4.7 >100 MΩ (between leads and body)
Mechanical Shock	MIL-STD-202, Method 213B (Shock 50g, half sine wave, 11 ms)
Resistance to Solvents	MIL-STD-202, Method 215A

### Dimension

7.4 mm

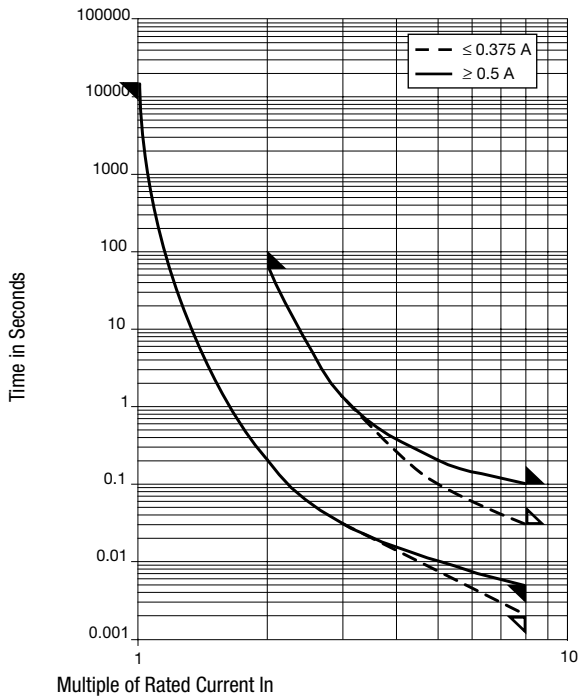


Soldering pads

### Pre-Arcing Time


Rated Current In	1.0 x In min.	2.0 x In max.	8.0 x In min.	8.0 x In max.
0.25 A - 0.375 A	4 h	60 s	2 ms	30 ms
0.5 A - 6.3 A	4 h	60 s	5 ms	100 ms

## Time-Current-Curves



## All Variants

Rated Current [A]	Rated Voltage [VAC]	Rated Voltage [VDC]	Breaking Capacity	Voltage Drop 1.0 I <sub>n</sub> typ. [mV]	Power Dissipation 1.0 I <sub>n</sub> typ. [mW]	Melting I <sup>2</sup> t 8.0 In typ. [A <sup>2</sup> s]	$c_{UL}$ $c_{US}$	Order Number
0.25	125	125	1)	142	35.5	0.02	●	3404.0110.11
0.25	125	125	1)	142	35.5	0.02	●	3404.0110.22
0.25	125	125	1)	142	35.5	0.02	●	3404.0110.24
0.375	125	125	1)	123	46.1	0.054	●	3404.0111.11
0.375	125	125	1)	123	46.1	0.054	●	3404.0111.22
0.375	125	125	1)	123	46.1	0.054	●	3404.0111.24
0.5	125	125	1)	95	47.5	0.16	●	3404.0112.11
0.5	125	125	1)	95	47.5	0.16	●	3404.0112.22
0.5	125	125	1)	95	47.5	0.16	●	3404.0112.24
0.75	125	125	1)	92	69	0.43	●	3404.0113.11
0.75	125	125	1)	92	69	0.43	●	3404.0113.22
0.75	125	125	1)	92	69	0.43	●	3404.0113.24
1	125	125	1)	88	88	0.77	●	3404.0114.11
1	125	125	1)	88	88	0.77	●	3404.0114.22
1	125	125	1)	88	88	0.77	●	3404.0114.24
1.5	125	125	1)	82	123	1.73	●	3404.0115.11
1.5	125	125	1)	82	123	1.73	●	3404.0115.22
1.5	125	125	1)	82	123	1.73	●	3404.0115.24
2	125	125	1)	75	150	3.58	●	3404.0116.11
2	125	125	1)	75	150	3.58	●	3404.0116.22
2	125	125	1)	75	150	3.58	●	3404.0116.24
2.5	125	125	1)	137	343	5.6	●	3404.0117.11
2.5	125	125	1)	137	343	5.6	●	3404.0117.22
2.5	125	125	1)	137	343	5.6	●	3404.0117.24
3	125	125	1)	128	384	8.06	●	3404.0118.11
3	125	125	1)	128	384	8.06	●	3404.0118.22
3	125	125	1)	128	384	8.06	●	3404.0118.24
3.5	125	125	1)	119	417	11.76	●	3404.0119.11
3.5	125	125	1)	119	417	11.76	●	3404.0119.22

Rated Current [A]	Rated Voltage [VAC]	Rated Voltage [VDC]	Breaking Capacity	Voltage Drop 1.0 In typ. [mV]	Power Dissipation 1.0 I <sub>n</sub> typ. [mW]	Melting I <sup>2</sup> t 8.0 In typ. [A <sup>2</sup> s]		Order Number
3.5	125	125	1)	119	417	11.76	●	3404.0119.24
4	125	125	1)	77	308	12.3	●	3404.0120.11
4	125	125	1)	77	308	12.3	●	3404.0120.22
4	125	125	1)	77	308	12.3	●	3404.0120.24
5	125	125	1)	79	395	20.8	●	3404.0121.11
5	125	125	1)	79	395	20.8	●	3404.0121.22
5	125	125	1)	79	395	20.8	●	3404.0121.24
6.3	125	125	1)	82	516	25.4	●	3404.0122.11
6.3	125	125	1)	82	516	25.4	●	3404.0122.22
6.3	125	125	1)	82	516	25.4	●	3404.0122.24

Most Popular:

Availability for all products can be searched real-time: <http://www.schurter.com/Stock-Check/Stock-Check-SCHURTER>

1) 100 A @ 125 VAC / 100 A @ 125 VDC

**Packaging Unit**

- .xx = .11 Plastic Bag (100 pcs.)
- .xx = .22 Blister Tape 18 cm Reel (750 pcs.)
- .xx = .24 Blister Tape 33 cm Reel (3000 pcs.)