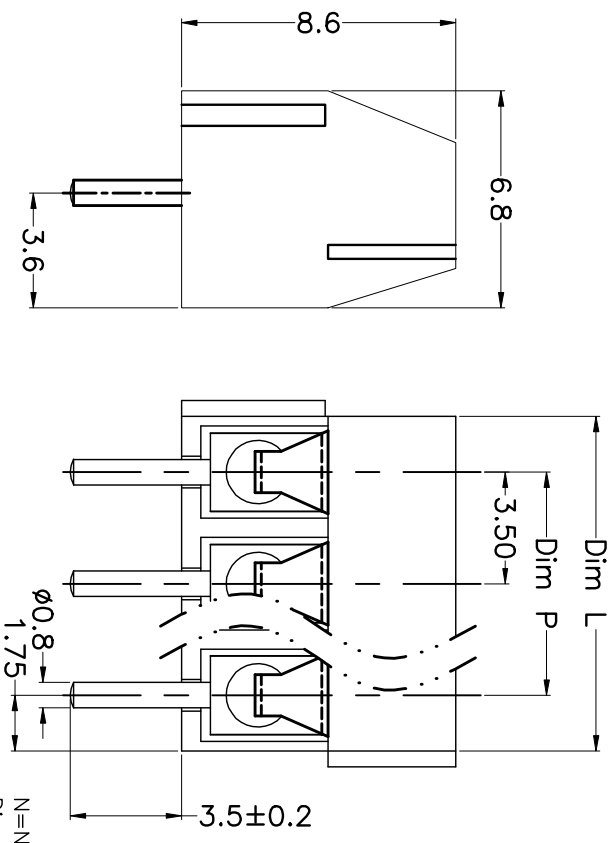
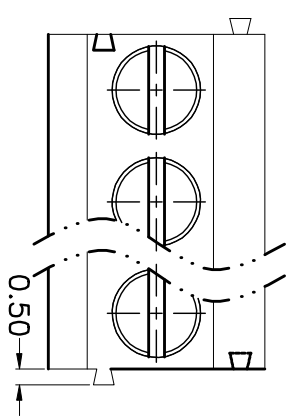
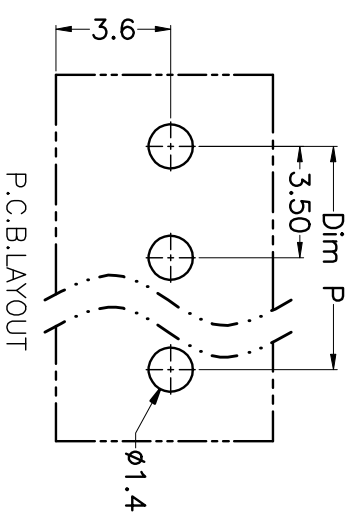


REV.	DESCRIPTION	DATE	DRAWN	APPROVED
A1	DWG.REL	2016/10/7	FANG	YANG



N=Number of Poles  
 Dim P=(N-1)×3.50  
 Dim L=N×3.50

Poles	Dim P	Dim L
2-6P	±0.10	±0.15
7-12P	±0.20	±0.20
13-18P	±0.25	±0.30
19-24P	±0.30	±0.40



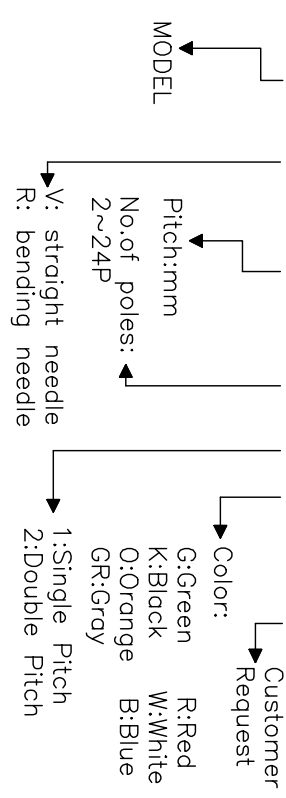
- Material
  - ØScrews : M2.0 steel, Zinc plated,
  - “-” slot type
  - ØHousing : PA66, UL94V-0
  - ØReed : Phosphor bronze, Ni plated or stainless steel
  - ØPin header : Brass, Tin plated

- Electrical
 

UL	IEC
Rated voltage : 300V	130V
Rated current : 16A	10A
Insulation resistance: 500MΩ/DC500V	
Withstanding Voltage : AC1250V/1min	
Wire range: 24-18AWG	1.0mm <sup>2</sup>

- Mechanical
  - Operating temperature: -40°C~+105°C
  - Soldering temperature: 250°C±5/5sec
  - Torque: 0.2N.m (1.77Lb.in)
  - Strip length: 5-6m

HOW TO ORDER  
 KF350 V - 3.5 - XXP - 1 X - XXXXX



GENERAL TOLERANCE ANGLE TOLERANCE

X.	±0.5	X.	±5'
.X	±0.3	.X.	±3'
.XX	±0.1	.XX.	±1'

PROJECTION UNITS TITLE

mm	KF350V-3.5-XXP
SHEET SIZE A4	SERIES KF350V

DRAWING TYPE	CUSTOMER	SHEET	1 OF 1
SCALE	1:1		
DRAWING NO.	XP0012016-xxxx		

**KF** 慈溪市凯峰电子有限公司  
 KAIFENG ELECTRONIC CIXI KAIFENG ELECTRONIC CO.,LTD