

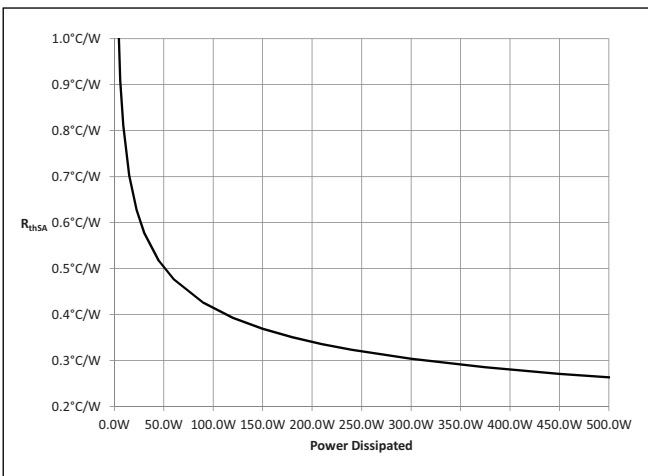
Solid State Relays Accessories, Heatsinks Type RHS320

CARLO GAVAZZI



- 0.4 °C/W thermal resistance
- Suitable for mounting of 1-phase or 3-phase SSRs
- Panel mounting
- Dimensions W x H x D: 240 x 100 x 93 mm
- RoHS compliant

Thermal Resistance Curve



Ordering Key

RHS320

Product Description

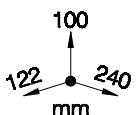
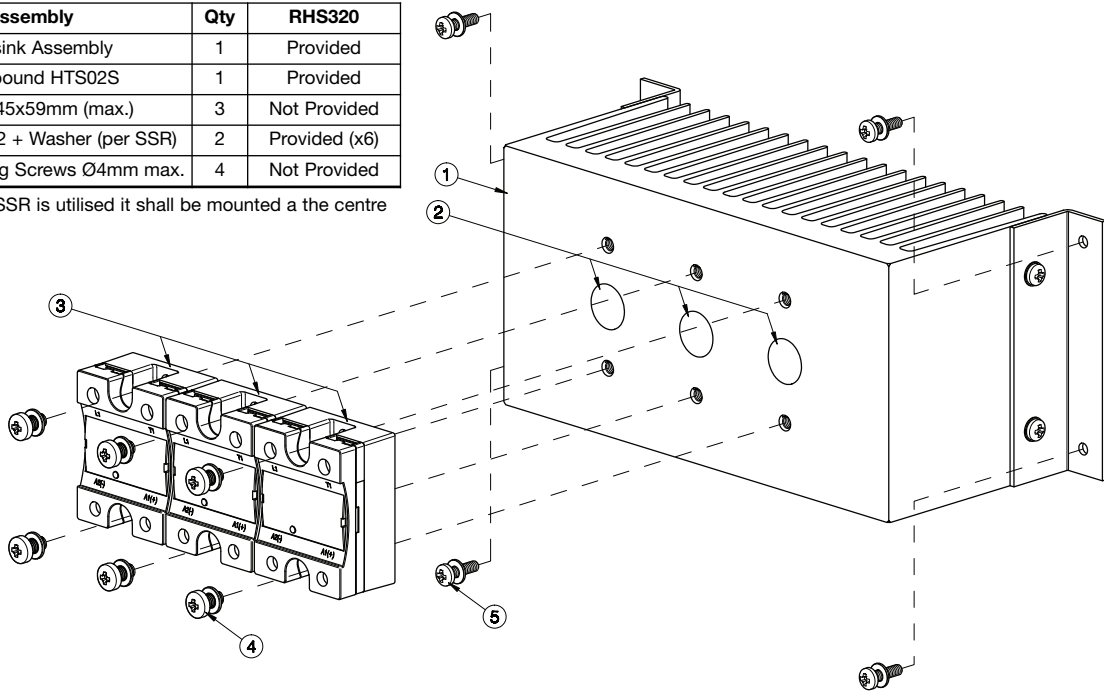
Heatsink assembly suitable for mounting of maximum 3x 1-phase solid state relays (SSRs) or 1x 3-phase SSR.

Suffix H13 added to SSR part no. refers to factory mounted heatsink. Conditions apply. Please ask your Sales representative for further details.

Heatsink Assembly

Components for assembly		Qty	RHS320
1	RHS320 Heatsink Assembly	1	Provided
2	Thermal Compound HTS02S	1	Provided
3	1-phase SSR 45x59mm (max.)	3	Not Provided
4	M5x10mm PZ2 + Washer (per SSR)	2	Provided (x6)
5	Panel Mounting Screws Ø4mm max.	4	Not Provided

Note: When only 1 SSR is utilised it shall be mounted at the centre of the heatsink.

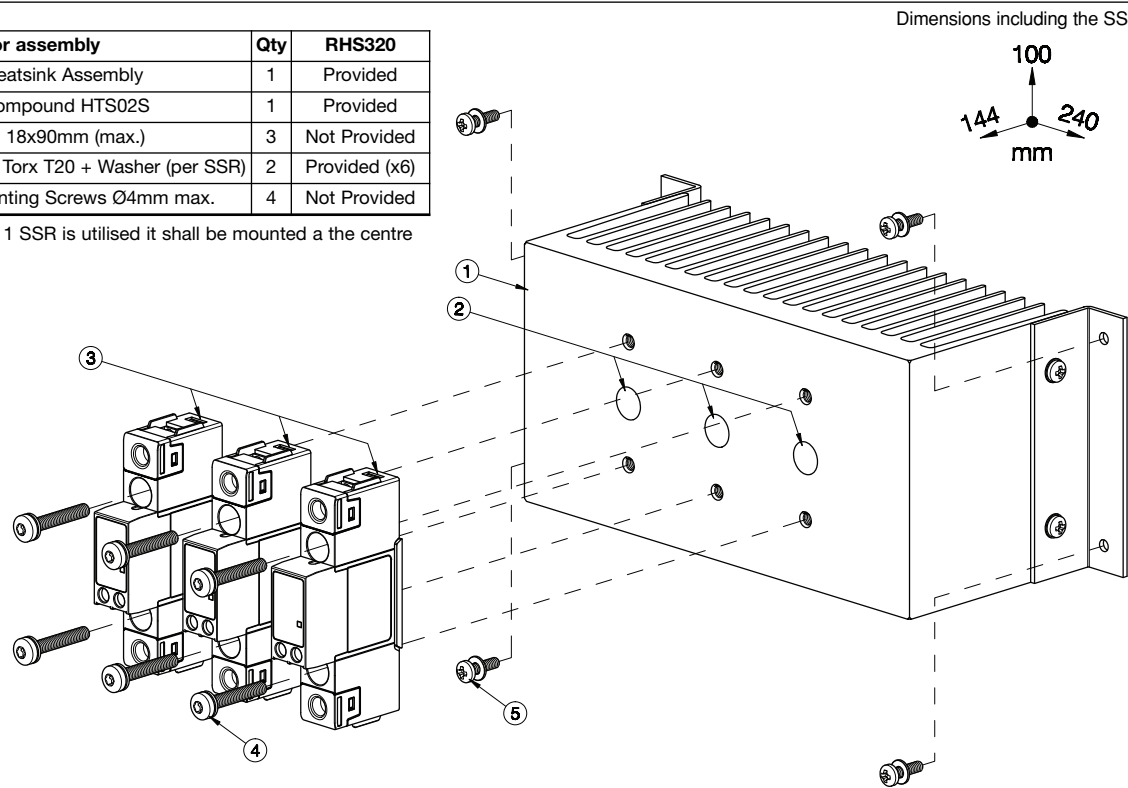


Dimensions including the SSR

Heatsink Assembly

Components for assembly		Qty	RHS320
1	RHS320 Heatsink Assembly	1	Provided
2	Thermal Compound HTS02S	1	Provided
3	RGS1 SSR 18x90mm (max.)	3	Not Provided
4	M5x30mm Torx T20 + Washer (per SSR)	2	Provided (x6)
5	Panel Mounting Screws Ø4mm max.	4	Not Provided

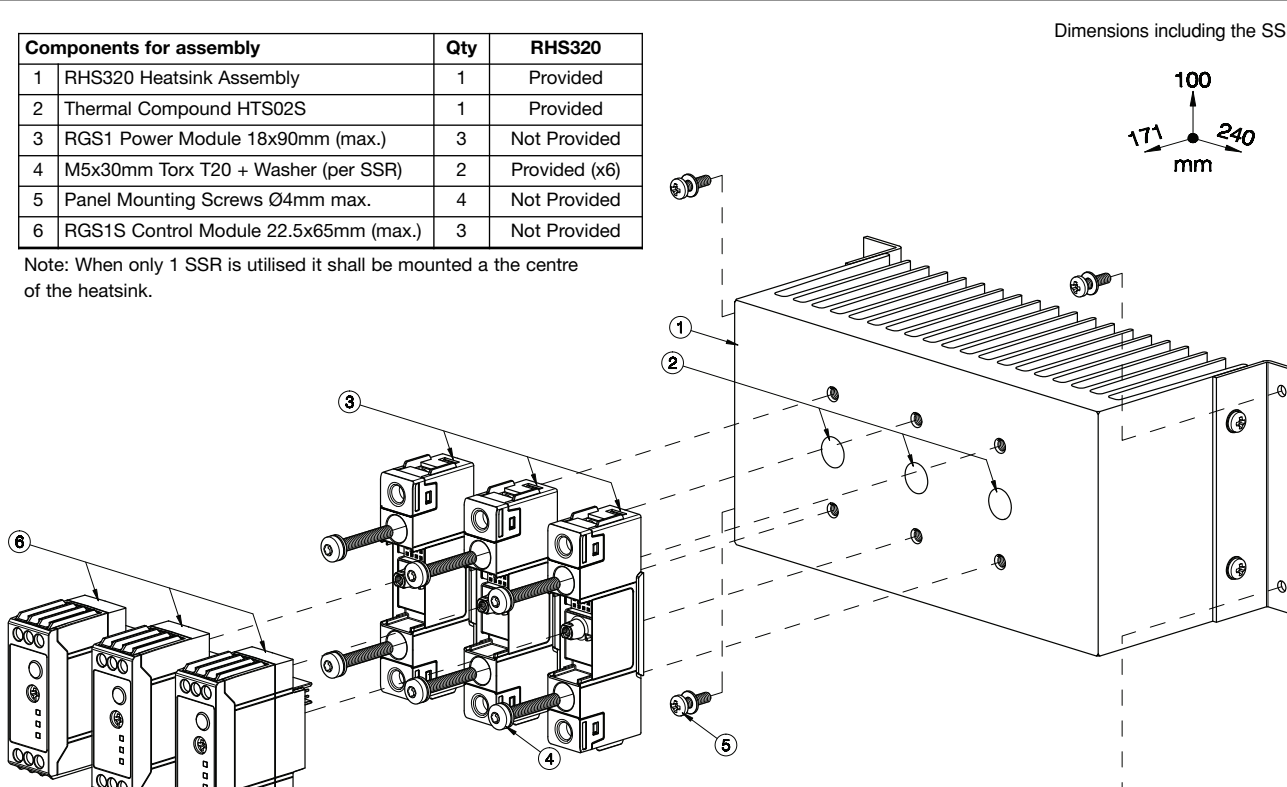
Note: When only 1 SSR is utilised it shall be mounted at the centre of the heatsink.



Dimensions including the SSR
100
144 240
mm

Components for assembly		Qty	RHS320
1	RHS320 Heatsink Assembly	1	Provided
2	Thermal Compound HTS02S	1	Provided
3	RGS1 Power Module 18x90mm (max.)	3	Not Provided
4	M5x30mm Torx T20 + Washer (per SSR)	2	Provided (x6)
5	Panel Mounting Screws Ø4mm max.	4	Not Provided
6	RGS1S Control Module 22.5x65mm (max.)	3	Not Provided

Note: When only 1 SSR is utilised it shall be mounted at the centre of the heatsink.



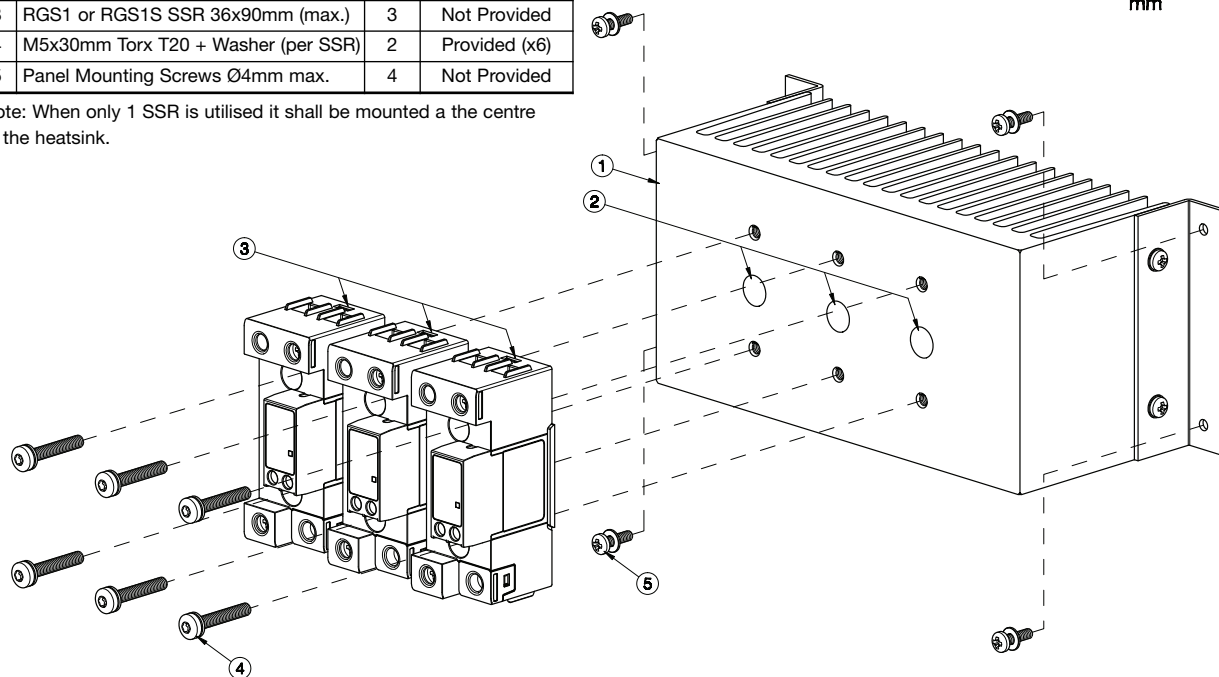
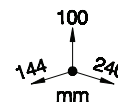
Dimensions including the SSR
100
171 240
mm

Heatsink Assembly

Components for assembly		Qty	RHS320
1	RHS320 Heatsink Assembly	1	Provided
2	Thermal Compound HTS02S	1	Provided
3	RGS1 or RGS1S SSR 36x90mm (max.)	3	Not Provided
4	M5x30mm Torx T20 + Washer (per SSR)	2	Provided (x6)
5	Panel Mounting Screws Ø4mm max.	4	Not Provided

Note: When only 1 SSR is utilised it shall be mounted at the centre of the heatsink.

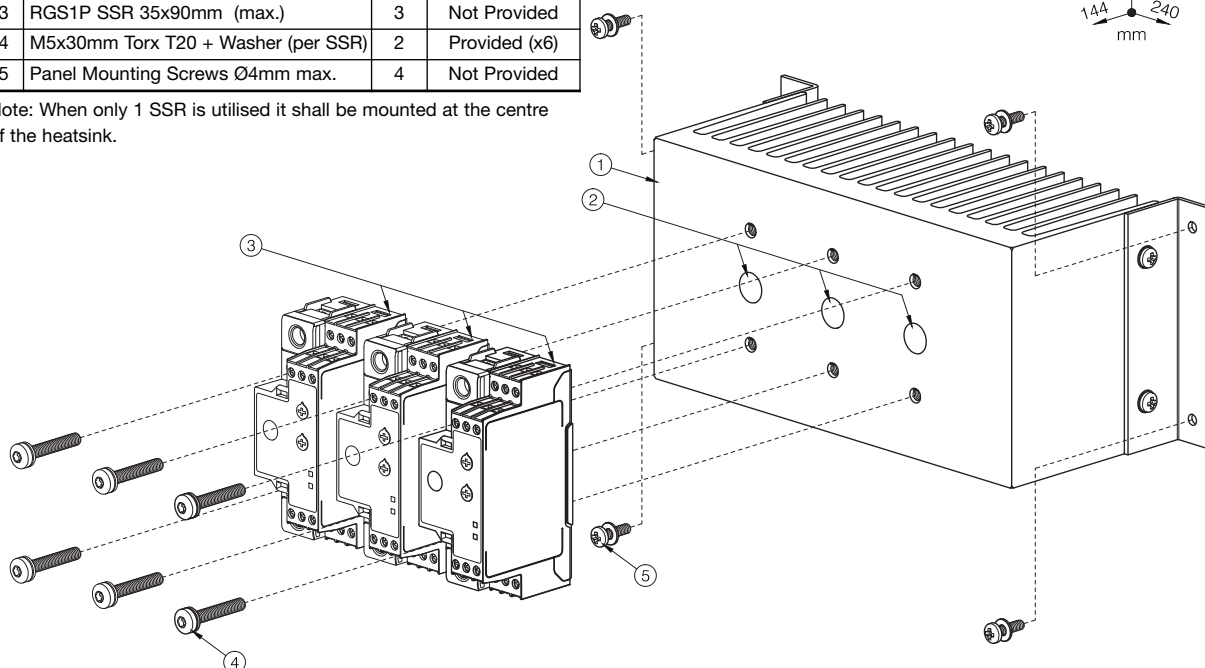
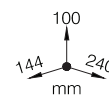
Dimensions including the SSR



Components for assembly		Qty	RHS320
1	RHS320 Heatsink Assembly	1	Provided
2	Thermal Compound HTS02S	1	Provided
3	RGS1P SSR 35x90mm (max.)	3	Not Provided
4	M5x30mm Torx T20 + Washer (per SSR)	2	Provided (x6)
5	Panel Mounting Screws Ø4mm max.	4	Not Provided

Note: When only 1 SSR is utilised it shall be mounted at the centre of the heatsink.

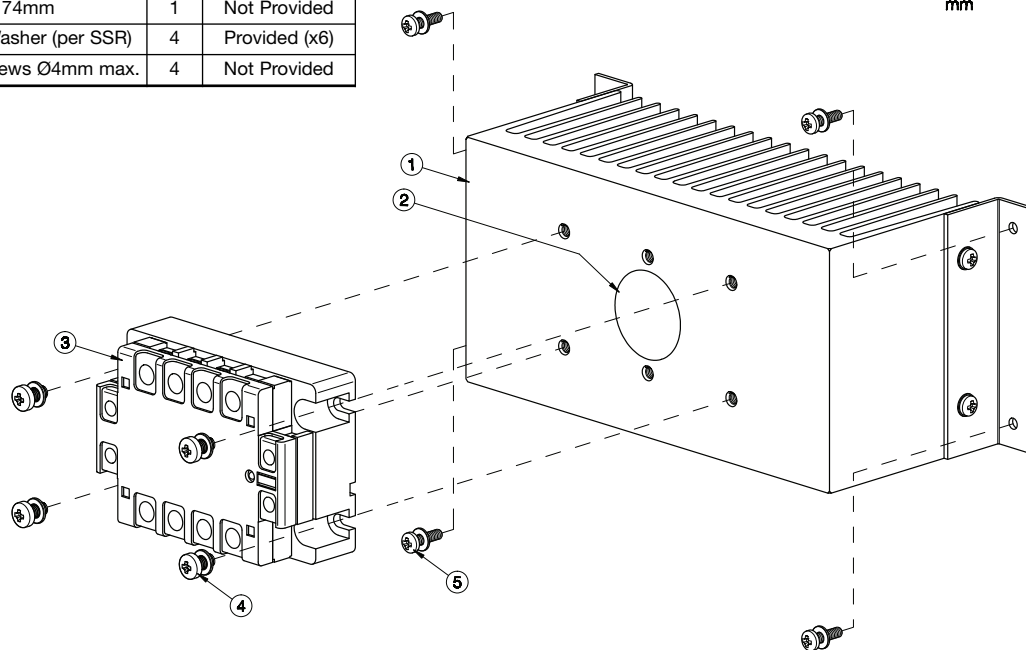
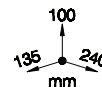
Dimensions including the SSR



Heatsink Assembly

Components for assembly	Qty	RHS320
1 RHS320 Heatsink Assembly	1	Provided
2 Thermal Compound HTS02S	1	Provided
3 3-phase SSR 104 x 74mm	1	Not Provided
4 M5x10mm PZ2 + Washer (per SSR)	4	Provided (x6)
5 Panel Mounting Screws Ø4mm max.	4	Not Provided

Dimensions including the SSR



General Specifications

SSR max. mounting torque	1.5Nm (13.3 lb-in)
Weight (excl. SSR)	approx. 2300g
Material	Aluminium
Finish	Black anodization
Fan mounting	Not possible

Installation

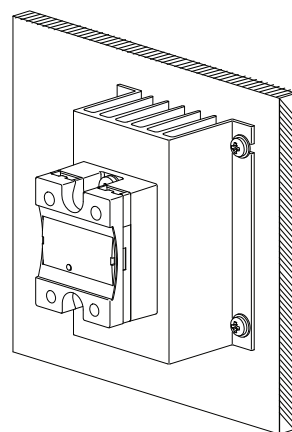
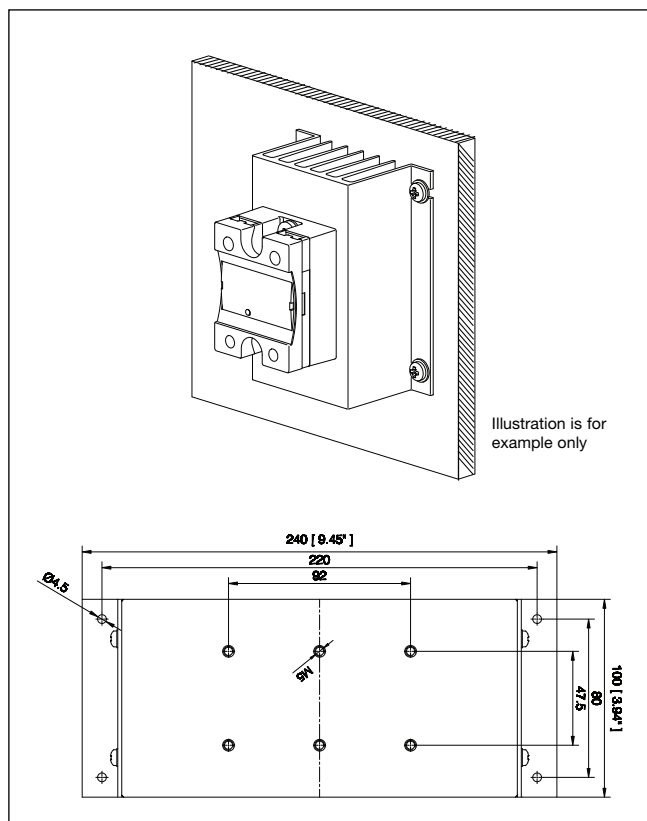
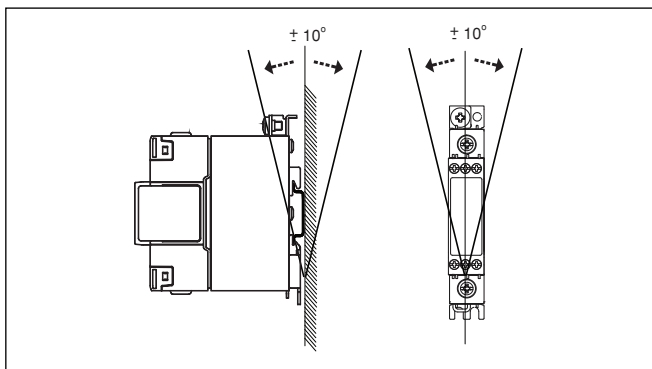


Illustration is for example only

Mounting Position



All dimensions in mm.



Recommended Maximum Current Rating (per SSR)

Notes:

- The below recommendations are only valid when the assembly (SSR + heatsink) is mounted as shown in the mounting instructions unless otherwise indicated.
- The indicated ratings are applicable to one SSR, one pole. Please refer to the online selector tool at www.productselection.net for different load currents, surrounding temperatures or multiple units on one heatsink.
- These recommendations are applicable only with the indicated Carlo Gavazzi thermal interface material between SSR and heatsink. In case a different thermal interface is utilised these recommendation may no longer be valid.

Thermal interface = Thermal compound, **HTS02S**

Thermal interface = Thermal pad **KK071CUT** for 1-phase SSRs,
RGHT for RG SSRs

1x 1-phase SSR	Surrounding temperature							
	°C	20	30	40	50	60	70	80
	°F	68	86	104	122	140	158	176
RD..	1	1	1	1	1	1	1	n/a
	5	5	5	5	5	5	5	n/a
RA..L RA..T	10	10	10	10	10	10	10	n/a
	25	25	25	25	24	20.5	16.5	n/a
RA..	25	25	25	25	25	22.5	17.5	n/a
	50	50	50	47.5	40	33	25	n/a
	90	84.5	79.5	69	58.5	47.5	36.5	n/a
	110	99	93	80.5	67.5	54.5	41	n/a
RA60..	50	50	50	46.5	39.5	32.5	25.5	n/a
RA2A..*	25	25	25	25	25	25	23	n/a
	40	40	40	40	35	30.5	25.5	n/a
	25M	25	25	25	25	25	23	n/a
	40M	40	40	40	36	31.5	26	n/a
RS1A..	10	10	10	10	10	9.0	6.5	n/a
	25	25	25	25	25	25	25	n/a
	40	40	40	40	40	40	35.5	n/a
RS1A..E	25	25	25	23	20	17	14	n/a
	40	35	33	29	25	21	17	n/a
RM1A.. RM1B.. RM1C..	25	25	25	25	25	25	25	n/a
	50	50	50	50	50	48.5	35.5	n/a
	75	75	75	75	75	66	45.5	n/a
	100	100	100	100	91	72.5	49.5	n/a
RM1A60.. RM1B60.. RM1C60.. RM1E60..	50	50	50	50	47.5	41.5	35	n/a
	25	25	25	25	25	25	25	19
	50	50	50	50	50	48.5	35.5	20.5
	75	75	75	75	75	66	45.5	25.5
	100	100	98	88	77.5	66	45.5	25.5
RGS1..E RGS1P..E**	25	25	25	25	25	25	25	25
	50	50	50	50	50	50	47.5	38.5
	51	50	50	50	50	50	46.5	38
	75	75	75	75	73	63.5	53.5	43
	90 91 92	90	90	89.5	79	68.5	58	46.5
RGS1..U	20	20	20	20	20	20	20	20
	30	30	30	30	30	30	30	30
RGS1S..E	20	23	23	23	23	23	23	n/a
	30	30	30	30	30	30	30	n/a
	31	30	30	30	30	30	30	n/a
	92	90	90	89.5	79	68.5	58	n/a
RGS1S..U	61	65	65	65	65	65	58	n/a
RGS1D..	15	15	15	15	15	15	15	15
	25	25	25	25	25	25	25	21

1x 1-phase SSR	Surrounding temperature							
	°C	20	30	40	50	60	70	80
	°F	68	86	104	122	140	158	176
RD..	1	1	1	1	1	1	1	n/a
	5	5	5	5	5	5	5	n/a
RA..L RA..T	10	10	10	10	10	10	10	n/a
	25	25	25	23.5	20.5	17.5	14.5	n/a
RA..	25	25	25	25	24.5	20	15.5	n/a
	50	48.5	46	40	34	27.5	21	n/a
	90	64	60	52.5	44.5	36	27.5	n/a
	110	73	68.5	59	50	40.5	30.5	n/a
RA60..	50	47.5	45	39.5	34	28	21.5	n/a
RA2A..*	25	25	25	25	25	23.5	20	n/a
	40	40	38	34	30	26	22	n/a
	25M	25	25	25	25	23.5	20	n/a
	40M	40	39	35	31	26.5	22.5	n/a
RS1A..	10	10	10	10	10	8	6	n/a
	25	25	25	25	25	25	23	n/a
	40	40	40	40	40	35	25	n/a
RS1A..E	25	24	22.5	20	17.5	14.5	12	n/a
	40	29	27.5	24	21	17.5	14.5	n/a
RM1A.. RM1B.. RM1C..	25	25	25	25	25	25	23	n/a
	50	50	50	50	45	35	25	n/a
	75	75	73	63.5	52	40.5	29	n/a
	100	88.5	82.5	70	57	44	31	n/a
RM1A60.. RM1B60.. RM1C60.. RM1E60..	50	50	50	45.5	40.5	35	25.5	n/a
	25	25	25	25	25	25	23	14
	50	50	50	50	45	35	25	14.5
	75	75	73	63.5	52	40.5	29	16.5
	100	76.5	73	63.5	52	40.5	29	16.5
RGS1..E RGS1P..E**	25	25	25	25	25	25	25	22
	50	50	50	50	44.5	38.5	32.5	26.5
	51	50	50	48.5	43.5	38	32.5	26.5
	75	66.5	63.5	57	50.5	43.5	36.5	29.5
	90 91 92	71	67.5	60.5	53.5	46.5	39	31.5
RGS1..U	20	20	20	20	20	20	20	20
	30	30	30	30	30	30	30	26.5
RGS1S..E	20	23	23	23	23	23	23	n/a
	30	30	30	30	30	30	30	n/a
	31	30	30	30	30	30	30	n/a
	92	71	67.5	61	53.5	46.5	39	n/a
RGS1S..U	61	65	65	60.5	53.5	46.5	39	n/a
RGS1D..	15	15	15	15	15	15	15	14
	25	25	25	24.5	22	19.5	16.5	14

* per pole

** max. 70 °C / 158 °F for RGS1P..E

Recommended Maximum Current Rating (per SSR)

Thermal interface = Thermal compound, **HTS02S**

Thermal interface = Thermal pad **RZHT**


Ratings per pole

1x 3-phase SSR	Surrounding temperature							
	°C	20	30	40	50	60	70	80
	°F	68	86	104	122	140	158	176
RZ3A..	25	25	25	25	24	20	15	6.5
	55	47.5	45	40.5	35.5	30.5	21.5	11.5
	75	65.5	62.5	56	49.5	40	28.5	17.5

1x 3-phase SSR	Surrounding temperature							
	°C	20	30	40	50	60	70	80
	°F	68	86	104	122	140	158	176
RZ3A..	25	25	25	24	20.5	17	13	6.5
	55	39.5	37.5	33.5	29.5	25.5	21	12
	75	57.5	54.5	49	43.5	38	29	17.5

Accessories

Thermal Pads




- Ordering key: **KK071CUT**
- Packing qty. 50 pcs.
- Suitable for 1-phase SSRs
- Dimensions: 35 x 43mm



- Ordering key: **RGHT**
- Packing qty. 10 pcs.
- Suitable for RG SSRs
- Dimensions: 14 x 35mm

Thermal Pads



- Ordering key: **RZHT**
- Packing qty. 10 pcs.
- Suitable for 3-phase SSRs
- Dimensions: 70 x 77mm

Thermal Compound



- Ordering key: **HTS02S**
- 2ml syringe of silicone based thermal compound

Screw Kits



- Ordering key: **SRWKITM5X10MM**
- M5x10mm PZ2 screws + washers
- Packing qty. 20pcs.
- Suitable for 1-phase SSRs



- Ordering key: **SRWKITM5X30MM**
- M5x30mm Torx T20 screws + washers
- Packing qty. 20pcs.
- Suitable for RG SSRs