

Products /  **CASTALDI** / DUETTO D20 / D20 DUETTO/T1 / D20/T1-84HP-1NB-AL

## DUETTO D20 D20/T1-84HP-1NB-AL

### TECHNICAL DATA

#### GENERAL



Item code	D20/T1-84HP-1NB-AL
Place installation	outdoor
Name	D20 DUETTO/T1 / D20/T1-84HP-1NB-AL wall mounted
Standard colour	AL - aluminium grey (similar to RAL 7040)
Variant colour	GR - graphite satin finish (similar to RAL 7022)
Environments	façades and architectural works, hallway, conference hall, art and culture, leisure areas, places of worship, residential lighting



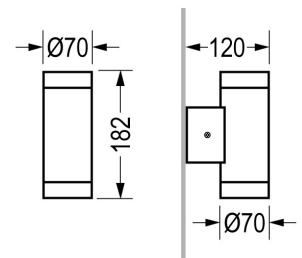
#### PHYSICAL

Installation type	wall mounted
Mounting type	surface
Painting	Polyester powder coating, with a pluri-processed against corrosion (passed the exposure of over 1500 hours in a saline mist environment).
Screws	AISI 304 stainless steel screws.
Seals	Silicone Rubber.
Body	Control gear box in die-cast, corrosion resistant, aluminium. Extruded aluminium cylinder.




#### DIMENSIONS

H: Total height device (mm)	182
D: Total diameter device (mm)	70
Weight (kg)	1,3
Volume piece packed (m3)	0,005



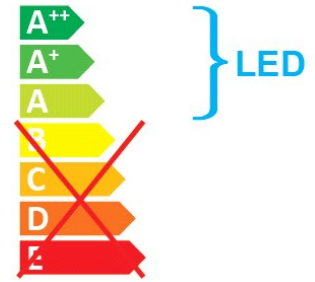
#### OPTICAL SYSTEMS

Emission	direct
Opening beam	narrow
Optical System	PC with aluminium coating reflector.
Diffuser	Tempered safety glass - 6 mm thickness, mechanical and thermal shock resistant.



## ENERGY SAVING

This luminaire contains built-in LED lamps  
The lamps cannot be changed in the luminaire



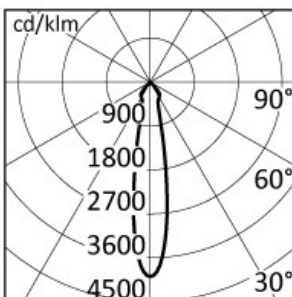
## SOURCES

Source Type	Source Power	System Power	Source	Lamp Socket	Sources Temperature Colour	Nominal Flux	Output Flux	MacAdam
LED COB	-	10,6W	-	-	4000K CRI>80	-	1098 lm	-

## ELECTRICAL

Ballast type	Electronic.
Mounting ballast type	Integral
Line input	Complete with pre-wired and tested watertight H07RN-F cable.
Voltage	220-240V
Frequency	50-60Hz

## PHOTOMETRICS



h (m)	Ø (m)	Emed (kl)
1.00	0.34	2820
2.00	0.67	705
3.00	1.01	313
4.00	1.34	176
5.00	1.68	113

## NORMS / DIRECTIVES

Norms	EN 60598-1, EN 60598-2-1
Directives	2014/35/UE, 2014/30/UE