

INSERT+ 2



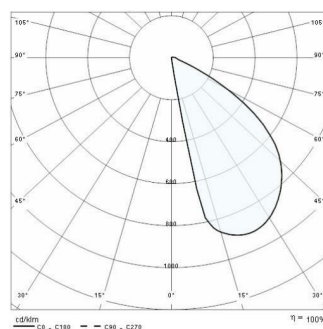
Part number	304121
Lampholder:	LED
Light Source:	LED
Wattage:	10 W
Finish:	WH-87 / White / Textured
Insulation class:	I
Degree of protection:	IP65
IK-J-xxIP:	IK07 2J xx5
CRI:	80
Kelvin:	4000
Power factor:	COS ϕ \geq 0,9
Optic:	Asymmetric wide reflector
Lightsource lumen output:	1410 lm
Luminaire lumen output:	553 lm
L:	L80
B:	B10
Lifetime:	60000 h
Ta MIN luminaire:	-20°
Ta MAX luminaire:	35°



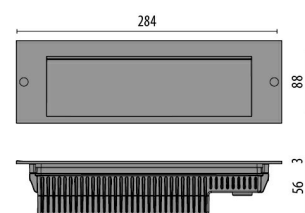
Description

- Wall recessed luminaire, for indoor and outdoor comprising:
- Polyester powder coated ISO 9227 die-cast aluminium housing
 - Diffuser in flat glass, internally frosted
 - EPDM gasket
 - External electrical connection with sealed plug-socket QUICK, complete with cable
 - Electrical connector for wires \varnothing 7 - \varnothing 12 mm
 - Stainless steel locking screws
 - The fixture requires recessed fixing box which must be ordered separately
 - The recessed box is equipped with a removable cover and provided with two spirit levels to facilitate the installation process
 - Powder polyester painting process optimized against UV rays in 13 different steps ISO 9227
 - For the INSERT+ 2 series, connectors for through wiring connections are available as accessories. Connectors fit wires measuring \varnothing 7 - \varnothing 10.5 mm and \varnothing 14 - \varnothing 17 mm
 - Photometric data measure according to UNI EN 13032-4 and IES LM-79-08

Photometric data

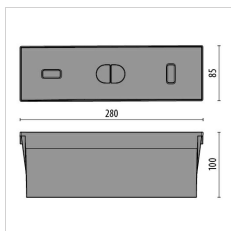


Technical drawings



MANDATORY ACCESSORIES

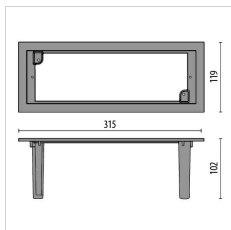
INSERT+ 2



310490
Recessed box Insert + 2

OPTIONAL ACCESSORIES

INSERT+ 2



310487
Adaptor INSERT+ 2
White



310495
Connection Kit Y 3-way D.14-17mm
IP68



310496
Connection Kit Y 3-way D.7-10.5mm
IP68