


## SQUARE PRO 96/3 C/I



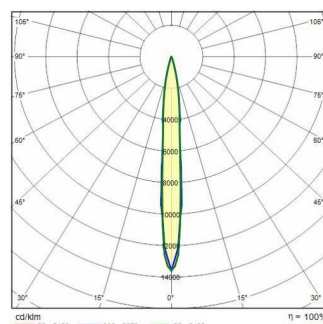
<b>Part number</b>	06270794
<b>Lampholder:</b>	LED
<b>Light Source:</b>	LED
<b>Wattage:</b>	830 W
<b>Finish:</b>	GR-94 / Metallic grey / Textured
<b>Insulation class:</b>	I
<b>Degree of protection:</b>	IP66
<b>IK-J-xxIP:</b>	IK07 3J xx5
<b>CRI:</b>	90
<b>Kelvin:</b>	5700
<b>Optic:</b>	INTENSIVE CIRCLE REFLECTOR
<b>Optic Beam:</b>	10°
<b>Lightsource lumen output:</b>	93120 lm
<b>Luminaire lumen output:</b>	85010 lm
<b>L:</b>	L80
<b>B:</b>	B10
<b>Lifetime:</b>	108000 h
<b>Ta MIN luminaire:</b>	-40°
<b>Ta MAX luminaire:</b>	40°
<b>ULR:</b>	0%
<b>IPEA* (Street Lighting):</b>	B
<b>IPEA* (Area Lighting):</b>	A+
<b>IPEA* (Cycle/Pedestrian Lighting):</b>	A
<b>IPEA* (Green Areas):</b>	A
<b>IPEA* (Historical Areas):</b>	A++
<b>Luminance Intensity Class:</b>	G*6



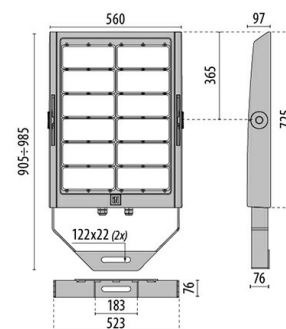
### Description

- LED floodlight with superior output for interior and exterior professional lighting of large areas and sports' facilities, comprising of:
- Die-cast aluminium housing chemically pre-treated and painted with polyester powder coating
  - Optical unit comprising of lenses especially designed for a maximum performance and light distribution. The lenses are made of a specific optical polycarbonate which ensures the best available transmittance combined with the maximum achievable resistance to UV rays and heat
  - Intensive circular optic
  - Anti-aging silicone gasket
  - Built-in electrical connection box with aluminium cover
  - Waterproof cable gland M25x1.5 for cables Ø 9- Ø 16 mm
  - Light beam obtained by the combination of multiple LED modules
  - Colour rendering index Ra > 90
  - Stainless steel external screws
  - Steel bracket, hot galvanised and painted in polyester powder
  - Graduated goniometer for aiming purposes
  - The SQUARE PRO output includes the losses of the power unit
  - To feed the SQUARE PRO only use the supply groups supplied as accessories
  - Photometric data measure according to UNI EN 13032-4 and IES LM-79-08

### Photometric data



### Technical drawings





## CONTROL GEAR

### SQUARE PRO 96/3



14473601  
Drivers unit 900 W - 1,4 A - 3CH - 220-240 V 50/60 Hz




14474094  
Drivers box 900 W - 1,4 A - 3CH - 220-240 V 50/60 Hz



14474194  
Drivers box 900 W 1,4A-3CH-DIM DALI

## OPTIONAL ACCESSORIES

### SQUARE PRO



14474201  
Protective grid SQUARE PRO



14474494  
Protective glass SQUARE PRO (max 840 W)



14474594  
Vertical bracket SQUARE PRO