

# THEOS GLASS




Scan the QR-code for the latest information

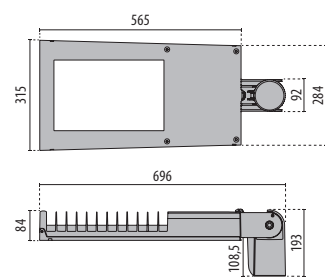

■ AN-96 / Anthracite gray / Textured

Series of LED street lighting luminaires, comprising:

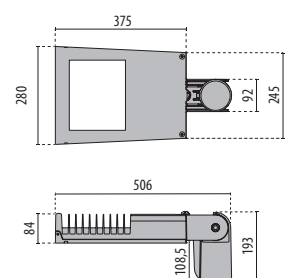
- Die-cast aluminium housing, polyester powder coat finish ISO 9227/12944 - ISO 9223 (C5)
- Coated die-cast aluminium captive trim, hinged to the housing
- Coated die-cast aluminium pole-top adaptor for pole  $\varnothing$  60 / 76 mm
- High-transparency polycarbonate optics
- The Secure Light Distribution (SLD) system guarantees uniform light distribution even in the remote case of LED failures
- Anti-ageing custom moulded silicone sealing gasket(s) with resilient elastic return capacity
- Extra clear, toughened, flat glass diffuser
- The integral switch splitter automatically disconnects the driver from mains when opened
- Built-in driver
- Integral surge protection device (SPD) against mains overvoltages up to 10 kV (CM/DM)
- Stainless steel locking hardware
- Complete with 1 m H07RN-F 2x1.5 mm<sup>2</sup> or H07RN-F 4x1.5 mm<sup>2</sup> (dimmable options) cable, for mains connection without opening the luminaire
- StReet optic options: SR/075 usually for narrow roads ( $0.5 \geq L/H \geq 0.75$ ), SR/100 for two-lane roads ( $L/H = 1$ ), SR/125 for wide streets and ( $L/H = 1.25$ ), SR/150 for wide roads/parking lots ( $L/H = 1.5$ ) schemes. L/H ratio (L-road width/H-pole height)
- UNI 10819 light pollution standards compliant (0% ULOR rating)
- Complete with NEMA socket connected to DALI driver and waterproof short-circuit cap for On/Off operation mode and SMART-compatible mounting solutions (NEMA options)
- Complete with ZHAGA socket positioned on the upper part of the luminaire (UP position) and D4i driver. Ready for "radio frequency node" smart, twilight and other compatible solutions (ZHAGA options). Consult factory for more options
- Upon request, luminaires can be provided with ZHAGA socket positioned in the lower part of the luminaire (DOWN position) or mixed (UP position + DOWN position) to be able to connect presence and/or motion detectors or combined solutions
- Other colour temperatures (CCT) and colour rendering index (CRI) options available. Consult factory
- Third-party controls NEMA 7-pin socket options available. Consult factory
- CLO (Constant Light Output) options available. Consult factory
- Photometric data measure according to UNI EN 13032-4 and IES LM-79-08
- Design by SILVIA PAOLA PENNACCHIO



Tank Storage Standic B.V. - Dordrecht - Nederland

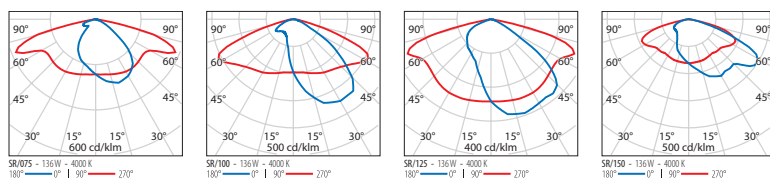


THEOS GLASS



THEOS GLASS MINI

Identifying and classifying our optics



## THEOS GLASS SR/075

IP66 - IK08 - 960 °C

LUMINAIRE WATTAGE (W)	CLASS	ENEC	CRI	KELVIN	OPTIC	BEAM ANGLE	LIGHTSOURCE LUMEN OUTPUT (lm)	LUMINAIRE LUMEN OUTPUT (lm)	COLOUR / FINISH	PART NUMBER
<b>Power LED 220-240 V 50/60 Hz</b>										
136	II	✓	70	4000	SR/075	-	21726	19180	■	<b>306443</b>
136	II	✓	70	3000	SR/075	-	20364	18568	■	<b>3105159</b>
104	II	✓	70	4000	SR/075	-	16294	14488	■	<b>306430</b>
104	II	✓	70	3000	SR/075	-	15273	14026	■	<b>3105147</b>
<b>Power LED - dimmable DALI 220-240 V 50/60 Hz</b>										
136	II	✓	70	4000	SR/075	-	21726	19180	■	<b>306442</b>
136	II	✓	70	3000	SR/075	-	20364	18568	■	<b>3105160</b>
104	II	✓	70	4000	SR/075	-	16294	14488	■	<b>306435</b>
104	II	✓	70	3000	SR/075	-	15273	14026	■	<b>3105148</b>
<b>Power LED - with automatic power reduction 220-240 V 50/60 Hz</b>										
136	II	✓	70	4000	SR/075	-	21726	19180	■	<b>306434</b>
136	II	✓	70	3000	SR/075	-	20364	18568	■	<b>3105161</b>
104	II	✓	70	4000	SR/075	-	16294	14488	■	<b>306438</b>
104	II	✓	70	3000	SR/075	-	15273	14026	■	<b>3105149</b>



## THEOS GLASS SR/100

IP66 - IK08 - 960 °C

LUMINAIRE WATTAGE (W)	CLASS	ENEC	CRI	KELVIN	OPTIC	BEAM ANGLE	LIGHTSOURCE LUMEN OUTPUT (lm)	LUMINAIRE LUMEN OUTPUT (lm)	COLOUR / FINISH	PART NUMBER
<b>Power LED 220-240 V 50/60 Hz</b>										
136	II	✓	70	4000	SR/100	-	21726	19920	■	<b>306460</b>
136	II	✓	70	3000	SR/100	-	20364	19284	■	<b>3105162</b>
104	II	✓	70	4000	SR/100	-	16294	15002	■	<b>306461</b>
104	II	✓	70	3000	SR/100	-	15273	14523	■	<b>3105150</b>
<b>Power LED - dimmable DALI 220-240 V 50/60 Hz</b>										
136	II	✓	70	4000	SR/100	-	21726	19920	■	<b>306486</b>
136	II	✓	70	3000	SR/100	-	20364	19284	■	<b>3105163</b>
104	II	✓	70	4000	SR/100	-	16294	15002	■	<b>306487</b>
104	II	✓	70	3000	SR/100	-	15273	14523	■	<b>3105151</b>
<b>Power LED - with automatic power reduction 220-240 V 50/60 Hz</b>										
136	II	✓	70	4000	SR/100	-	21726	19920	■	<b>306472</b>
136	II	✓	70	3000	SR/100	-	20364	19284	■	<b>3105164</b>
104	II	✓	70	4000	SR/100	-	16294	15002	■	<b>306473</b>
104	II	✓	70	3000	SR/100	-	15273	14523	■	<b>3105152</b>

## THEOS GLASS SR/100 NEMA

IP66 - IK08 - 960 °C

LUMINAIRE WATTAGE (W)	CLASS	ENEC	CRI	KELVIN	OPTIC	BEAM ANGLE	LIGHTSOURCE LUMEN OUTPUT (lm)	LUMINAIRE LUMEN OUTPUT (lm)	COLOUR / FINISH	PART NUMBER
<b>Power LED - dimmable DALI with NEMA socket - 220-240 V 50/50 Hz</b>										
136	II	-	70	4000	SR/100	-	21726	19920	■	<b>3111937</b>
136	II	-	70	3000	SR/100	-	20364	19284	■	<b>3112211</b>
102.4	II	-	70	4000	SR/100	-	16294	15002	■	<b>3112201</b>
102.4	II	-	70	3000	SR/100	-	15273	14523	■	<b>3112210</b>

## THEOS GLASS SR/100 ZHAGA

IP66 - IK08 - 960 °C

LUMINAIRE WATTAGE (W)	CLASS	ENEC	CRI	KELVIN	OPTIC	BEAM ANGLE	LIGHTSOURCE LUMEN OUTPUT (lm)	LUMINAIRE LUMEN OUTPUT (lm)	COLOUR / FINISH	PART NUMBER
<b>Power LED - dimmable D4i with ZHAGA socket UP - 220-240 V 50/60 Hz</b>										
136	II	-	70	4000	SR/100	-	20364	19919	■	<b>3112849</b>
136	II	-	70	3000	SR/100	-	20364	19284	■	<b>3112848</b>
104	II	-	70	4000	SR/100	-	15273	15001	■	<b>3112847</b>
104	II	-	70	3000	SR/100	-	15273	14523	■	<b>3112846</b>



## THEOS GLASS SR/125

IP66 - IK08 - 960 °C

LUMINAIRE WATTAGE [W]	CLASS	ENEC	CRI	KELVIN	OPTIC	BEAM ANGLE	LIGHTSOURCE LUMEN OUTPUT [lm]	LUMINAIRE LUMEN OUTPUT [lm]	COLOUR / FINISH	PART NUMBER	
<b>Power LED 220-240 V 50/60 Hz</b>											
136	II	✓	70	4000	SR/125	-	21726	18971	■	<b>306452</b>	-
136	II	✓	70	3000	SR/125	-	20364	18366	■	<b>3105165</b>	-
104	II	✓	70	4000	SR/125	-	16294	14317	■	<b>306453</b>	-
104	II	✓	70	3000	SR/125	-	15273	13860	■	<b>3105153</b>	-
<b>Power LED - dimmable DALI 220-240 V 50/60 Hz</b>											
136	II	✓	70	4000	SR/125	-	21726	18971	■	<b>306482</b>	-
136	II	✓	70	3000	SR/125	-	20364	18366	■	<b>3105166</b>	-
104	II	✓	70	4000	SR/125	-	16294	14317	■	<b>306483</b>	-
104	II	✓	70	3000	SR/125	-	15273	13860	■	<b>3105154</b>	-
<b>Power LED - with automatic power reduction 220-240 V 50/60 Hz</b>											
136	II	✓	70	4000	SR/125	-	21726	18971	■	<b>306464</b>	-
136	II	✓	70	3000	SR/125	-	20364	18366	■	<b>3105167</b>	-
104	II	✓	70	4000	SR/125	-	16294	14317	■	<b>306465</b>	-
104	II	✓	70	3000	SR/125	-	15273	13860	■	<b>3105155</b>	-



## THEOS GLASS SR/150

IP66 - IK08 - 960 °C

LUMINAIRE WATTAGE [W]	CLASS	ENEC	CRI	KELVIN	OPTIC	BEAM ANGLE	LIGHTSOURCE LUMEN OUTPUT [lm]	LUMINAIRE LUMEN OUTPUT [lm]	COLOUR / FINISH	PART NUMBER	
<b>Power LED 220-240 V 50/60 Hz</b>											
136	II	✓	70	4000	SR/150	-	21726	18791	■	<b>306456</b>	-
136	II	✓	70	3000	SR/150	-	20364	18192	■	<b>3105168</b>	-
104	II	✓	70	4000	SR/150	-	16294	14034	■	<b>306457</b>	-
104	II	✓	70	3000	SR/150	-	15273	13586	■	<b>3105156</b>	-
<b>Power LED - dimmable DALI 220-240 V 50/60 Hz</b>											
136	II	✓	70	4000	SR/150	-	21726	18791	■	<b>306484</b>	-
136	II	✓	70	3000	SR/150	-	20364	18192	■	<b>3105169</b>	-
104	II	✓	70	4000	SR/150	-	16294	14034	■	<b>306485</b>	-
104	II	✓	70	3000	SR/150	-	15273	13586	■	<b>3105157</b>	-
<b>Power LED - with automatic power reduction 220-240 V 50/60 Hz</b>											
136	II	✓	70	4000	SR/150	-	21726	18791	■	<b>306468</b>	-
136	II	✓	70	3000	SR/150	-	20364	18192	■	<b>3105170</b>	-
104	II	✓	70	4000	SR/150	-	16294	14034	■	<b>306469</b>	-
104	II	✓	70	3000	SR/150	-	15273	13586	■	<b>3105158</b>	-



# THEOS GLASS MINI SR/075

IP66 - IK08 - 960 °C



LUMINAIRE WATTAGE (W)	CLASS	ENEC	CRI	KELVIN	OPTIC	BEAM ANGLE	LIGHTSOURCE LUMEN OUTPUT (lm)	LUMINAIRE LUMEN OUTPUT (lm)	COLOUR / FINISH	PART NUMBER
<b>Power LED 220-240 V 50/60 Hz</b>										
71	II	✓	70	4000	SR/075	-	10863	9635	■	<b>306428</b>
71	II	✓	70	3000	SR/075	-	10182	9328	■	<b>3105216</b>
58	II	✓	70	4000	SR/075	-	9021	8065	■	<b>3101903</b>
58	II	✓	70	3000	SR/075	-	8758	7808	■	<b>3105206</b>
46	II	✓	70	4000	SR/075	-	7155	6547	■	<b>3101891</b>
46	II	✓	70	3000	SR/075	-	7044	6338	■	<b>3105194</b>
35	II	✓	70	4000	SR/075	-	5431	4862	■	<b>306429</b>
35	II	✓	70	3000	SR/075	-	5091	4707	■	<b>3105183</b>
19	II	✓	70	4000	SR/075	-	2940	2719	■	<b>306454</b>
19	II	✓	70	3000	SR/075	-	2806	2633	■	<b>3105171</b>
<b>Power LED - dimmable DALI 220-240 V 50/60 Hz</b>										
71	II	✓	70	4000	SR/075	-	10863	9635	■	<b>306448</b>
71	II	✓	70	3000	SR/075	-	10182	9328	■	<b>3105217</b>
58	II	✓	70	4000	SR/075	-	9021	8065	■	<b>3101911</b>
58	II	✓	70	3000	SR/075	-	8758	7808	■	<b>3105207</b>
46	II	✓	70	4000	SR/075	-	7155	6547	■	<b>3101899</b>
46	II	✓	70	3000	SR/075	-	7044	6338	■	<b>3105195</b>
35	II	✓	70	4000	SR/075	-	5431	4862	■	<b>306449</b>
35	II	✓	70	3000	SR/075	-	5091	4707	■	<b>3105184</b>
19	II	✓	70	4000	SR/075	-	2940	2719	■	<b>306462</b>
19	II	✓	70	3000	SR/075	-	2806	2633	■	<b>3105172</b>
<b>Power LED - with automatic power reduction 220-240 V 50/60 Hz</b>										
71	II	✓	70	4000	SR/075	-	10863	9635	■	<b>306436</b>
71	II	✓	70	3000	SR/075	-	10182	9328	■	<b>3105218</b>
58	II	✓	70	4000	SR/075	-	9021	8065	■	<b>3101907</b>
58	II	✓	70	3000	SR/075	-	8758	7808	■	<b>3105208</b>
46	II	✓	70	4000	SR/075	-	7155	6547	■	<b>3101895</b>
46	II	✓	70	3000	SR/075	-	7044	6338	■	<b>3105196</b>
35	II	✓	70	4000	SR/075	-	5431	4862	■	<b>306437</b>
35	II	✓	70	3000	SR/075	-	5091	4707	■	<b>3105185</b>
19	II	✓	70	4000	SR/075	-	2940	2719	■	<b>306458</b>
19	II	✓	70	3000	SR/075	-	2806	2633	■	<b>3105173</b>

## THEOS GLASS MINI SR/100

IP66 - IK08 - 960 °C

LUMINAIRE WATTAGE [W]	CLASS	ENEC	CRI	KELVIN	OPTIC	BEAM ANGLE	LIGHTSOURCE LUMEN OUTPUT [lm]	LUMINAIRE LUMEN OUTPUT [lm]	COLOUR / FINISH	PART NUMBER
<b>Power LED 220-240 V 50/60 Hz</b>										
71	II	✓	70	4000	SR/100	-	10863	9595	■	<b>306432</b>
71	II	✓	70	3000	SR/100	-	10182	8490	■	<b>3102749</b>
58	II	✓	70	4000	SR/100	-	9021	8291	■	<b>3101904</b>
58	II	✓	70	3000	SR/100	-	8758	7336	■	<b>3102750</b>
46	II	✓	70	4000	SR/100	-	7155	6579	■	<b>3101892</b>
46	II	✓	70	3000	SR/100	-	7044	6369	■	<b>3105197</b>
35	II	✓	70	4000	SR/100	-	5431	5064	■	<b>306433</b>
35	II	✓	70	3000	SR/100	-	5091	4903	■	<b>3105186</b>
19	II	✓	70	4000	SR/100	-	2940	2671	■	<b>306455</b>
19	II	✓	70	3000	SR/100	-	2806	2586	■	<b>3105174</b>

<b>Power LED - dimmable DALI 220-240 V 50/60 Hz</b>										
71	II	✓	70	4000	SR/100	-	10863	9595	■	<b>306450</b>
71	II	✓	70	3000	SR/100	-	10182	8490	■	<b>3105219</b>
58	II	✓	70	4000	SR/100	-	9021	8291	■	<b>3101912</b>
58	II	✓	70	3000	SR/100	-	8758	7336	■	<b>3105209</b>
46	II	✓	70	4000	SR/100	-	7155	6579	■	<b>3101900</b>
46	II	✓	70	3000	SR/100	-	7044	6369	■	<b>3105198</b>
35	II	✓	70	4000	SR/100	-	5431	5064	■	<b>306451</b>
35	II	✓	70	3000	SR/100	-	5091	4903	■	<b>3105187</b>
19	II	✓	70	4000	SR/100	-	2940	2671	■	<b>306463</b>
19	II	✓	70	3000	SR/100	-	2806	2586	■	<b>3105175</b>

<b>Power LED - with automatic power reduction 220-240 V 50/60 Hz</b>										
71	II	✓	70	4000	SR/100	-	10863	9595	■	<b>306440</b>
71	II	✓	70	3000	SR/100	-	10182	8490	■	<b>3105220</b>
58	II	✓	70	4000	SR/100	-	9021	8291	■	<b>3101908</b>
58	II	✓	70	3000	SR/100	-	9021	7336	■	<b>3105210</b>
46	II	✓	70	4000	SR/100	-	7155	6579	■	<b>3101896</b>
46	II	✓	70	3000	SR/100	-	7044	6369	■	<b>3105199</b>
35	II	✓	70	4000	SR/100	-	5431	5064	■	<b>306441</b>
35	II	✓	70	3000	SR/100	-	5091	4903	■	<b>3105188</b>
19	II	✓	70	4000	SR/100	-	2940	2671	■	<b>306459</b>
19	II	✓	70	3000	SR/100	-	2806	2586	■	<b>3105176</b>

## THEOS GLASS MINI SR/100 NEMA

IP66 - IK08 - 960 °C

LUMINAIRE WATTAGE [W]	CLASS	ENEC	CRI	KELVIN	OPTIC	BEAM ANGLE	LIGHTSOURCE LUMEN OUTPUT [lm]	LUMINAIRE LUMEN OUTPUT [lm]	COLOUR / FINISH	PART NUMBER
<b>Power LED - dimmable DALI with NEMA socket - 220-240 V 50/50 Hz</b>										
67	II	-	70	4000	SR/100	-	10863	9595	■	<b>3108905</b>
62	II	-	70	3000	SR/100	-	10182	8490	■	<b>3112209</b>
58	II	-	70	4000	SR/100	-	9021	8291	■	<b>3112203</b>
58	II	-	70	3000	SR/100	-	8758	7336	■	<b>3112208</b>
44	II	-	70	4000	SR/100	-	7155	6579	■	<b>3108904</b>
44	II	-	70	3000	SR/100	-	7044	6369	■	<b>3112207</b>
34	II	-	70	4000	SR/100	-	5431	5064	■	<b>3108903</b>
34	II	-	70	3000	SR/100	-	5091	4903	■	<b>3112206</b>
17	II	-	70	4000	SR/100	-	2940	2671	■	<b>3112202</b>
17	II	-	70	3000	SR/100	-	2806	2586	■	<b>3112205</b>



## THEOS GLASS MINI SR/100 ZHAGA

IP66 - IK08 - 960 °C

LUMINAIRE WATTAGE (W)	CLASS	ENEC	CRI	KELVIN	OPTIC	BEAM ANGLE	LIGHTSOURCE LUMEN OUTPUT (lm)	LUMINAIRE LUMEN OUTPUT (lm)	COLOUR / FINISH	PART NUMBER
<b>Power LED - dimmable D4i with ZHAGA socket UP - 220-240 V 50/60 Hz</b>										
62	II	-	70	4000	SR/100	-	10182	9595	■	<b>3112859</b>
62	II	-	70	3000	SR/100	-	10182	8490	■	<b>3112858</b>
58	II	-	70	4000	SR/100	-	8758	8291	■	<b>3112857</b>
58	II	-	70	3000	SR/100	-	8758	7336	■	<b>3112856</b>
44	II	-	70	4000	SR/100	-	7044	6579	■	<b>3112855</b>
44	II	-	70	3000	SR/100	-	7044	6369	■	<b>3112854</b>
34	II	-	70	4000	SR/100	-	5091	5064	■	<b>3112853</b>
34	II	-	70	3000	SR/100	-	5091	4903	■	<b>3112852</b>
17	II	-	70	4000	SR/100	-	2806	2671	■	<b>3112851</b>
17	II	-	70	3000	SR/100	-	2806	2586	■	<b>3112850</b>



## THEOS GLASS MINI SR/125

IP66 - IK08 - 960 °C

LUMINAIRE WATTAGE (W)	CLASS	ENEC	CRI	KELVIN	OPTIC	BEAM ANGLE	LIGHTSOURCE LUMEN OUTPUT (lm)	LUMINAIRE LUMEN OUTPUT (lm)	COLOUR / FINISH	PART NUMBER
<b>Power LED 220-240 V 50/60 Hz</b>										
71	II	✓	70	4000	SR/125	-	10863	9456	■	<b>306444</b>
71	II	✓	70	3000	SR/125	-	10182	9155	■	<b>3105221</b>
58	II	✓	70	4000	SR/125	-	9021	8030	■	<b>3101905</b>
58	II	✓	70	3000	SR/125	-	8758	7774	■	<b>3105211</b>
46	II	✓	70	4000	SR/125	-	7155	6519	■	<b>3101893</b>
46	II	✓	70	3000	SR/125	-	7044	6311	■	<b>3105200</b>
35	II	✓	70	4000	SR/125	-	5431	4831	■	<b>306445</b>
35	II	✓	70	3000	SR/125	-	5091	4677	■	<b>3105189</b>
19	II	✓	70	4000	SR/125	-	2940	2708	■	<b>306466</b>
19	II	✓	70	3000	SR/125	-	2806	2622	■	<b>3105177</b>
<b>Power LED - dimmable DALI 220-240 V 50/60 Hz</b>										
71	II	✓	70	4000	SR/125	-	10863	9456	■	<b>306431</b>
71	II	✓	70	3000	SR/125	-	10182	9155	■	<b>3105222</b>
58	II	✓	70	4000	SR/125	-	9021	8030	■	<b>3101913</b>
58	II	✓	70	3000	SR/125	-	8758	7774	■	<b>3105212</b>
46	II	✓	70	4000	SR/125	-	7155	6519	■	<b>3101901</b>
46	II	✓	70	3000	SR/125	-	7044	6311	■	<b>3105201</b>
35	II	✓	70	4000	SR/125	-	5431	4831	■	<b>306476</b>
35	II	✓	70	3000	SR/125	-	5091	4677	■	<b>3105190</b>
19	II	✓	70	4000	SR/125	-	2940	2708	■	<b>306474</b>
19	II	✓	70	3000	SR/125	-	2806	2622	■	<b>3105178</b>
<b>Power LED - with automatic power reduction 220-240 V 50/60 Hz</b>										
71	II	✓	70	4000	SR/125	-	10863	9456	■	<b>306480</b>
71	II	✓	70	3000	SR/125	-	10182	9155	■	<b>3105223</b>
58	II	✓	70	4000	SR/125	-	9021	8030	■	<b>3101909</b>
58	II	✓	70	3000	SR/125	-	8758	7774	■	<b>3105213</b>
46	II	✓	70	4000	SR/125	-	7155	6519	■	<b>3101897</b>
46	II	✓	70	3000	SR/125	-	7044	6311	■	<b>3105202</b>
35	II	✓	70	4000	SR/125	-	5431	4831	■	<b>306477</b>
35	II	✓	70	3000	SR/125	-	5091	4677	■	<b>3105191</b>
19	II	✓	70	4000	SR/125	-	2940	2708	■	<b>306470</b>
19	II	✓	70	3000	SR/125	-	2806	2622	■	<b>3105179</b>



# THEOS GLASS MINI SR/150

IP66 - IK08 - 960 °C



LUMINAIRE WATTAGE (W)	CLASS	ENEC	CRI	KELVIN	OPTIC	BEAM ANGLE	LIGHTSOURCE LUMEN OUTPUT (lm)	LUMINAIRE LUMEN OUTPUT (lm)	COLOUR / FINISH	PART NUMBER
<b>Power LED 220-240 V 50/60 Hz</b>										
71	II	✓	70	4000	SR/150	-	10863	9143	■	<b>306446</b>
71	II	✓	70	3000	SR/150	-	10182	8852	■	<b>3105224</b>
58	II	✓	70	4000	SR/150	-	9021	7837	■	<b>3101906</b>
58	II	✓	70	3000	SR/150	-	8758	6966	■	<b>3102751</b>
46	II	✓	70	4000	SR/150	-	7155	6391	■	<b>3101894</b>
46	II	✓	70	3000	SR/150	-	7044	6187	■	<b>3105203</b>
35	II	✓	70	4000	SR/150	-	5431	4732	■	<b>306447</b>
35	II	✓	70	3000	SR/150	-	5091	4581	■	<b>3105192</b>
19	II	✓	70	4000	SR/150	-	2940	2656	■	<b>306467</b>
19	II	✓	70	3000	SR/150	-	2806	2570	■	<b>3105180</b>
<b>Power LED - dimmable DALI 220-240 V 50/60 Hz</b>										
71	II	✓	70	4000	SR/150	-	10863	9143	■	<b>306439</b>
71	II	✓	70	3000	SR/150	-	10182	8852	■	<b>3105225</b>
58	II	✓	70	4000	SR/150	-	9021	7837	■	<b>3101914</b>
58	II	✓	70	3000	SR/150	-	8758	6966	■	<b>3105214</b>
46	II	✓	70	4000	SR/150	-	7155	6391	■	<b>3101902</b>
46	II	✓	70	3000	SR/150	-	7044	6187	■	<b>3105204</b>
35	II	✓	70	4000	SR/150	-	5431	4732	■	<b>306478</b>
35	II	✓	70	3000	SR/150	-	5091	4581	■	<b>3105193</b>
19	II	✓	70	4000	SR/150	-	2940	2656	■	<b>306475</b>
19	II	✓	70	3000	SR/150	-	2806	2570	■	<b>3105181</b>
<b>Power LED - with automatic power reduction 220-240 V 50/60 Hz</b>										
71	II	✓	70	4000	SR/150	-	10863	9143	■	<b>306481</b>
71	II	✓	70	3000	SR/150	-	10182	8852	■	<b>3105226</b>
58	II	✓	70	4000	SR/150	-	9021	7837	■	<b>3101910</b>
58	II	✓	70	3000	SR/150	-	8758	6966	■	<b>3105215</b>
46	II	✓	70	4000	SR/150	-	7155	6391	■	<b>3101898</b>
46	II	✓	70	3000	SR/150	-	7044	6187	■	<b>3105205</b>
35	II	✓	70	4000	SR/150	-	5431	4732	■	<b>306479</b>
35	II	✓	70	3000	SR/150	-	5091	4581	■	<b>3105241</b>
19	II	✓	70	4000	SR/150	-	2940	2656	■	<b>306471</b>
19	II	✓	70	3000	SR/150	-	2806	2570	■	<b>3105182</b>

## Optional accessories

DESCRIPTION	COLOR	PART NUMBER
<b>THEOS GLASS</b>		
Wall mount bracket THEOS	■	<b>14174796</b>
Hot-dipped galvanized wall angled steel bracket, cataphoresis and polyester powder	■	<b>14077796</b>



14174796



14077796