

**Surface-mounted luminaire** - Micro-prismatic diffuser - direct distribution

Steel sheet enclosure, powder-coated rectangular cross-section, integrated Quicklock quick-mount bracket system with catch hook and safety rope for simple and quick mounting; Housing colour traffic white RAL 9016; Homogeneous direct light distribution for VDU-compatibility in accordance with DIN-EN 12464-1; glare reduction through microprism diffuser with special "multilayer" technology and optimised light deflecting foil; Easy installation of the connection, directly on the top of the luminaire with a terminal cover cap. Electrical connection via 5-pole connection terminal with plug-in contacts.. If required, an AVA-MH-Q universal mounting aid is available as an accessory. Surface-mounted luminaire for ceiling installation; connection to an SRT quick fit mounting system via an SRGVU mounting device carrier.

**CHARACTERISTICS**

Order number	65711016170
EAN number	4020863453207
Commodity code	94051190
Certification mark	IP 20, Protection class I, VDU 65°<3000, ENEC10 VDE, F, Indoor, CE
Impact resistance (IK rating)	IK03
Ambient temperatur	ta 25°C
Special properties	Ready for IoT
State funding programs	BEG - Federal funding for efficient buildings (valid only for Germany)

**ELECTRICAL ENGINEERING**

Controller	Electronic driver DALI2 (1 pcs.)
System output	34W
Mains voltage	230V/50Hz
Circuit breakers/number	13 pieces/B10, 24 pieces/B16, 25 pieces/C10, 40 pieces/C16
Energy efficiency class/light source	C

**LIGHTING TECHNOLOGY**

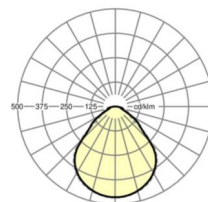
Placement	LED, Colour rendering/Light colour CRI ≥ 80 / 3000K
Colour tolerance (MacAdam)	3SDCM
Photobiological safety (Luminaire)	RG0
Luminaire luminous flux	4200lm
LED service life	100000h L80/B10 (Tq 25°C), 50000h L90/B50 (Tq 25°C)
Luminaire luminous efficiency	125lm/W
UGR lat./long.	18.5 / 18.8

**MECHANICS**

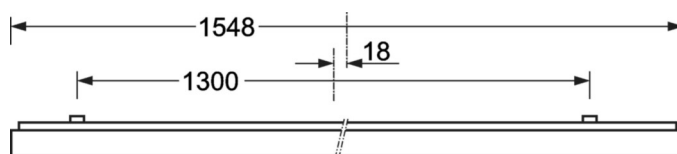
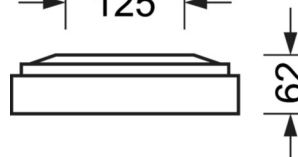
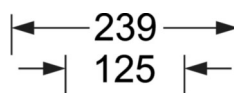
Housing colour	traffic white RAL 9016
Dimensions (LxWxH/DxH)	1548mm x 239mm x 62mm
Weight (net)	7kg
Cable entry KE (X/Y)	0mm/0mm
Type of installation	Individual surface mounting, Surface-mounted light run installation, Mounting rail installation

**DEEP-LINK**

<https://www.regiolum.de/en/article/65711016170>



Reference	LED 4200lm 830
ηLB	100 %
Φ ↓/↑	100 % / 0 %
UGR lat./long.	18.5 / 18.8
VDU	65° < 3000cd/m²



## Dimensions

L	1548 mm	Length
B	239 mm	Width
H	62 mm	Height
A1	1300 mm	Mounting distance single mounting
A3	248 mm	Mounting distance between luminaires in a light run arrangement
A4	125 mm	Mounting distance (width)
X	0 mm	Distance cable infeed to the center of the luminaire on the X-axis
Y	0 mm	Distance cable infeed to the center of the luminaire on the Y-axis

